

# S.R.S. Easy Fit



*The complete Modular G. R. P. flat roofing system!*



# S.R.S. Easy Fit

S.R.S. Easy Fit is a complete modular GRP flat roofing system that is quick and simple to install.

This is a totally integrated system comprising of factory produced GRP membrane sheets and a fully comprehensive range of pre-finished edge trims and accessories, all of which have a ready prepared active bonding surface to guarantee total reliability of sealing between components.

Easy Fit is suitable for use on **all types of flat or low-pitched roofs** from domestic installations through to large commercial or industrial properties.

When used on **refurbishment projects** Easy Fit can be installed over existing roof coverings.

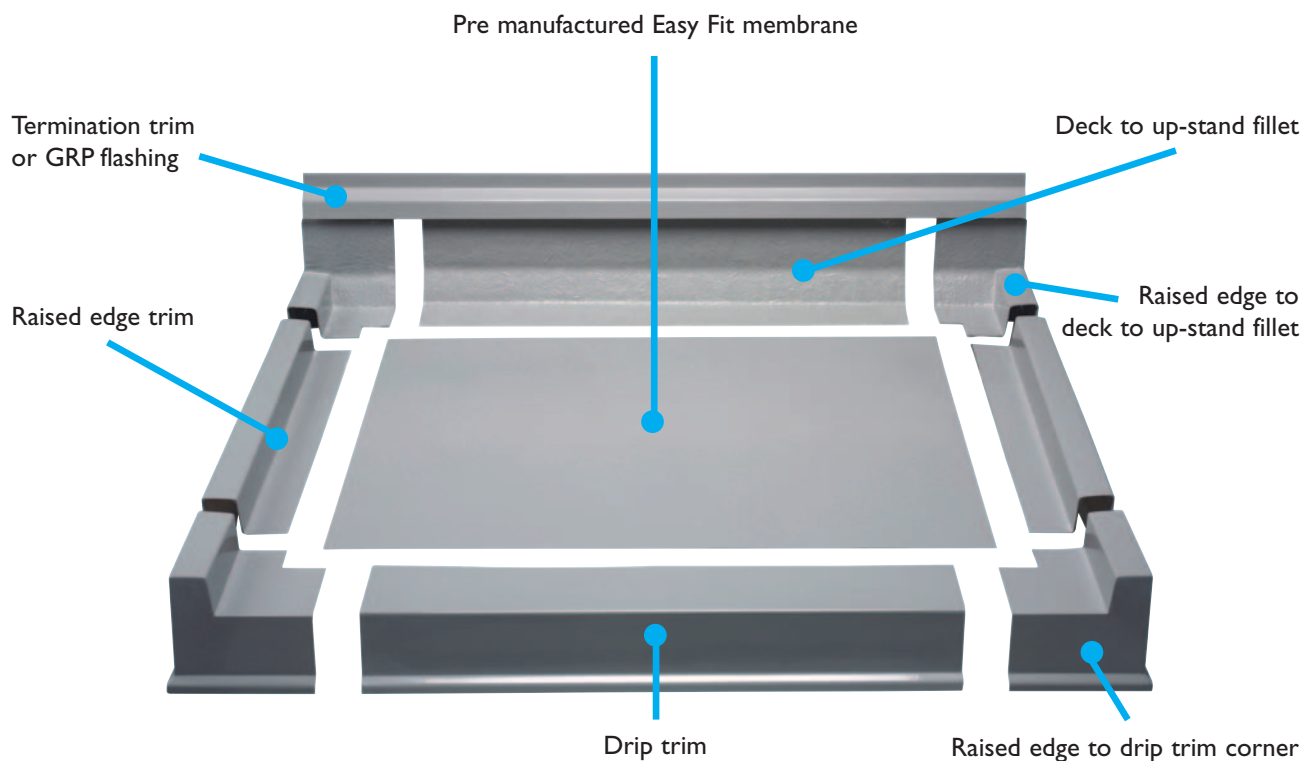
Easy Fit can be installed on **warm, cold, inverted or green roofs and is ideal for use where the roof will be foot trafficked.**

## Some of the many features include:

- Easy fit consists of a single, homogenous material renowned for its long- term service, **durability** and resistance to weathering. The system components carry a comprehensive **25-year guarantee.**
- Easy Fit is unique, with no other GRP roofing system currently incorporating the range and scope of pre-manufactured quality components, which can dramatically reduce site installation time, whilst providing a finished roof of aesthetically pleasing detail.
- Easy Fit is **cold applied and requires no use of potentially hazardous heat or flame.**
- Easy Fit is **fully versatile** and can often be installed on roof areas where it would normally be necessary to lift or remove plant and equipment without the need to do so.
- The easy fit system incorporates the benefits of in-situ lamination, which allows for the **most intricate of detailing** when a pre manufactured accessory isn't practicable.
- The membrane finishes which are a resin based top-coat act to reduce thermal transfer and add to the overall weathering resistance, these are light or mid grey as standard or they can be supplied in a selection of colour choice to order. An alternative and attractive finish is to incorporate a slate granular surface.

## Key Technical Factors:

- The Easy Fit System **Controls Moisture Vapour** by allowing moisture to vent naturally at the roof edges.
- The system is mechanically fixed at set points and is primarily isolated from the substrate and in conjunction with the roof trims will accommodate for thermal movement between the roof and the deck.
- Laps seams and detailing are carried out using prepared roofing resin and glass fibre reinforcement creating a **seamless one- piece membrane.**
- The Mechanical fixings are encapsulated within the membrane laminate giving them complete protection from the elements.
- The system is **lightweight** with the membrane at 2.4kg/m<sup>2</sup>.
- GRP is resistant to most air/waterborne chemicals and will not create run off staining.
- S.R.S Easy Fit is impervious to root penetration
- **Easy Fit membranes and components require no service maintenance.**



## Easy Fit Installation:

### Step 1

S.R.S. edge trims are fixed to the edge of the roof by nailing the horizontal flanges to the deck using clout nails or similar galvanised broad head nails.

### Step 2

The S.R.S. Easy Fit membrane is rolled out over the roof and fixed down using pre assembled pressure washer and screw fasteners.

### Step 3

Seams and laps are sealed using glass fibre bandage applied with resin.

### Step 4

S.R.S. top-coat is applied with a roller or brush





# S.R.S. Easy Fit

## The Membrane (Supplied on a roll)

Technical data

- Thickness: 2 mm nominal
- Weight: 2.4 kg/m<sup>2</sup>
- Finish: pre-prepared bonding surface
- Widths: 610 & 1220 mm as standard
- Lengths: 6 metres as standard
- Colour: clear- opaque as standard  
other colours to order

## The Components

A complete range of components manufactured to complement the system from edge trims, deck to wall fillets, water chutes, rainwater outlets, pipe covers and most accessories, (See S.R.S. product range literature)

## Handling and storage

Appropriate care should be taken at all times. Easy fit membranes are supplied in rolls with protective covers they should be stored standing Up-right.

## Approvals and Quality

All S.R.S. Easy Fit Products and accessories are manufactured under factory conditions utilising GRP production equipment that Ensures a controlled product of consistent quality and reliability.


**Fire Grade** Class 3 to BS 476 part 3

## Materials

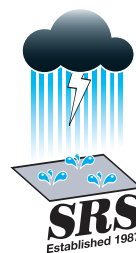
Polyester resin to BS 3532  
Lloyd's Register approval  
certificate No mats/3476/I

Fibreglass reinforcement to BS 3946  
Lloyd's Register approval  
certificate No mats/3551/I

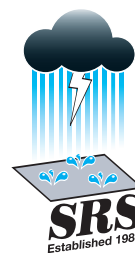
Polyester resin to BS 2782  
Lloyd's Register approval  
certificate No mats/3476/I



Products



Easy Fit Roofing



Single Ply Membranes